

Command line - CD, DIR, and Redirect to a file  
Windows 10

The presentation shows using the change directory (cd) command, the directory (dir) command, and redirecting the output to a file.

Preuss  
9/15/2016



Recycle Bin



Mozilla  
Firefox


The presentation successfully logs into Windows 10.



☰ [Calendar] [File] More ▾

Home

**Best match**

-  **Command Prompt**  
Desktop app

The presentation searches for the command prompt window as shown.

The presentation double clicks on "Command Prompt" under Best match.

Command Prompt

Microsoft Windows [Version 10.0.14393]  
(c) 2016 Microsoft Corporation. All rights reserved.

C:\Users\preuss>

The presentation is now at the command prompt of Windows 10.

C:\&gt; Command Prompt

— □ ×

```
Microsoft Windows [Version 10.0.14393]
(c) 2016 Microsoft Corporation. All rights reserved.
```

```
C:\Users\preuss>cd
```

```
C:\Users\preuss
```

```
C:\Users\preuss>_
```

The presentation enters the command "cd" as shown.

The output is the line immediately below the line with the command "cd".

Essentially, the command gives the absolute path to where the presentation is in the file system.



Command Prompt

```
C:\Users\preuss>cd \
```

```
C:\>
```

The command shown takes the prompt to the root directory.

Command Prompt

```
C:\>cd %HOMEPATH%
```

```
C:\Users\preuss>_
```

This command takes the presentation to the current logon home directory.



Command Prompt

C:\Users\preuss&gt;dir

Volume in drive C has no label  
Volume Serial Number is 1111-1111

Directory of C:\Users\preuss

08/31/2016	10:18 AM	<DIR>	
08/31/2016	10:18 AM	<DIR>	
09/13/2016	03:56 PM	<DIR>	Contacts
09/13/2016	03:56 PM	<DIR>	Desktop
09/13/2016	03:56 PM	<DIR>	Documents
09/13/2016	03:56 PM	<DIR>	Downloads
09/13/2016	03:56 PM	<DIR>	Favorites
09/13/2016	03:56 PM	<DIR>	Links
09/13/2016	03:56 PM	<DIR>	Music
08/29/2016	09:02 AM	<DIR>	OneDrive
09/13/2016	03:56 PM	<DIR>	Pictures
09/13/2016	03:56 PM	<DIR>	Saved Games
09/13/2016	03:56 PM	<DIR>	Searches
09/13/2016	03:56 PM	<DIR>	Videos
		0 File(s)	0 bytes
		14 Dir(s)	48,226,934,784 bytes free

The dir command provides a directory listing of files and folders in the current location.

C:\Users\preuss&gt;

Command Prompt

```
C:\Users\preuss>cd %HOMEPATH%\Documents
```

```
C:\Users\preuss\Documents>
```



This command changes the location to the current logon home directory documents folder.

Command Prompt

— □ ×

```
C:\Users\preuss>cd %HOMEPATH%\Documents
```

```
C:\Users\preuss\Documents>dir
```

```
Volume in drive C has no label.  
Volume Serial Number is BEB1-3CC0
```

The dir command provides a directory listing of the documents folder.

```
Directory of C:\Users\preuss\Documents
```

```
09/13/2016  03:56 PM    <DIR>  
09/13/2016  03:56 PM    <DIR>  
09/12/2016  09:58 AM             14,072 class word example 01.docx  
09/14/2016  10:02 AM    <DIR>          cptr1104  
09/12/2016  01:29 PM    <DIR>          cptr1138  
08/22/2016  06:31 PM    <DIR>          Custom Office Templates  
09/13/2016  03:11 PM             39,915 firewall_list01.txt  
09/06/2016  02:55 PM    <DIR>          lab  
08/29/2016  09:11 AM    <DIR>          pong  
08/29/2016  09:25 AM             298,074 Preuss-happy-note.pdf  
08/30/2016  09:13 AM             230,517 snuffy-thread.pdf  
          4 File(s)              582,578 bytes  
          7 Dir(s)  48,226,934,784 bytes free
```


```
C:\Users\preuss\Documents>
```

Command Prompt

```
C:\Users\preuss\Documents>dir *.* /s
```

This command does several operations. The dir command gets a folder listing. The \*.\* tells dir command to get every file and folder. The /s option tells the dir command to get all folders below the current folder.

## Command Prompt



```
09/06/2016 03:05 PM      17,785,626 lab_happy1.txt
                1 File(s)      17,785,626 bytes
```

## Directory of C:\Users\preuss\Documents\pong

```
08/29/2016 09:11 AM      <DIR>      .
08/29/2016 09:11 AM      <DIR>      ..
08/29/2016 09:13 AM      <DIR>      malato-pong
10/09/2013 08:42 AM      1,376,193 malato-pong.zip
                1 File(s)      1,376,193 bytes
```

## Directory of C:\Users\preuss\Documents\pong\malato-pong

```
08/29/2016 09:13 AM      <DIR>      .
08/29/2016 09:13 AM      <DIR>      ..
08/09/2005 06:22 PM      212 ## Ler ##.txt
08/11/2005 11:55 PM      246 keys.txt
                2 File(s)      458 bytes
```

## Total Files Listed:

```
42 File(s)      25,682,711 bytes
23 Dir(s)      48,226,926,592 bytes free
```

```
C:\Users\preuss\Documents>
```

This is a partial listing of running the command "dir \*.\* /s".



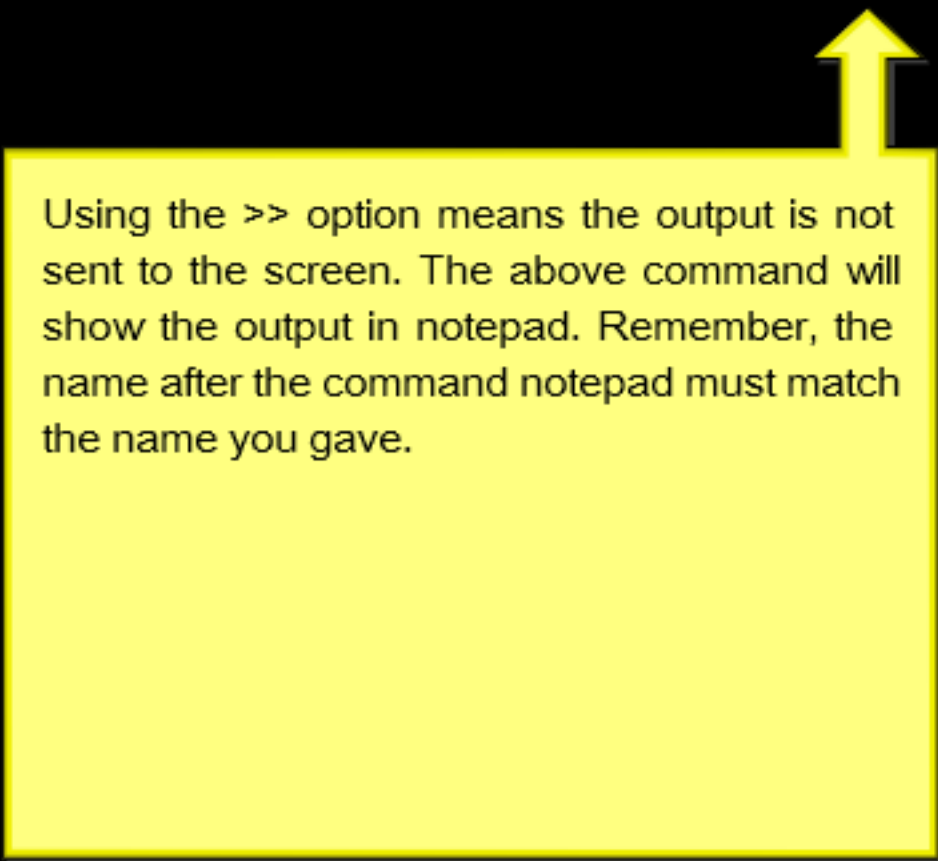
Command Prompt

```
C:\Users\preuss\Documents>dir *.* /s >> preuss_documents.txt
```

This command does several operations. The dir command gets a folder listing. The \*.\* tells dir command to get every file and folder. The /s option tells the dir command to get all folders below the current folder. The >> tells the dir command to put the output into a document. The preuss\_document.txt is the name of the document the list will go into. The list may be any name, although I highly recommend ending the name in .txt for Windows.

Command Prompt

```
C:\Users\preuss\Documents>notepad preuss_documents.txt_
```



Using the >> option means the output is not sent to the screen. The above command will show the output in notepad. Remember, the name after the command notepad must match the name you gave.



```
preuss_documents.txt - Notepad
File Edit Format View Help
C:\Users\preuss>
C:\Users\preuss>
Volume in drive C has no label.
Volume Serial Number is BEB1-3CC0

Directory of C:\Users\preuss\Documents

09/15/2016  08:40 AM    <DIR>          .
09/15/2016  08:40 AM    <DIR>          ..
09/12/2016  09:58 AM             14,072 Class-Word-Example-01.docx
09/14/2016  10:02 AM    <DIR>          cptr1104
09/12/2016  01:29 PM    <DIR>          cptr1138
08/22/2016  06:31 PM    <DIR>          Custom Office Templates
09/13/2016  03:11 PM             39,915 firewall_list01.txt
09/06/2016  02:55 PM    <DIR>          lab
08/29/2016  09:11 AM    <DIR>          pong
08/29/2016  09:25 AM             298,074 Preuss-happy-note.pdf
09/15/2016  08:40 AM                0 preuss_documents.txt
08/30/2016  09:13 AM             230,517 snuffy-thread.pdf
                5 File(s)              582,578 bytes

Directory of C:\Users\preuss\Documents\cptr1104

09/14/2016  10:02 AM    <DIR>          .
09/14/2016  10:02 AM    <DIR>          ..
09/06/2016  09:35 AM             309,287 1104_AC.pdf
09/06/2016  09:35 AM             309,503 1104_EX.pdf
09/06/2016  09:35 AM             349,922 1104_IT.pdf
09/06/2016  09:38 AM             1,492,272 1104_IT.zip
09/06/2016  09:35 AM             315,081 1104_PPT.pdf
```

This shows the results of the command "notepad preuss\_documents.txt".



Command Prompt

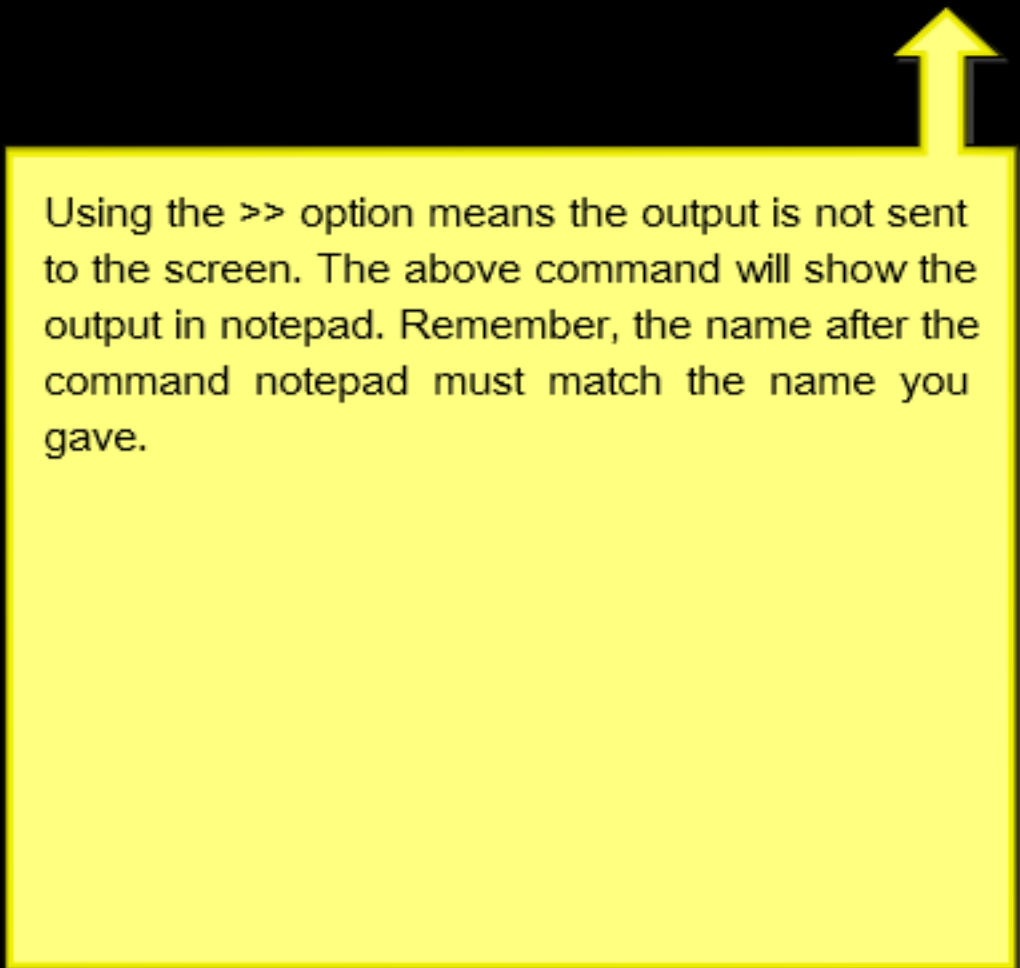
```
C:\Users\preuss\Documents>dir %HOMEPATH%\*.* /s >> preuss_home.txt
```

This command does several operations. The dir command gets a folder listing. The "%HOMEPATH%" tells dir to start at the home directory. The \*.\* tells dir command to get every file and folder. The /s option tells the dir command to get all folders below the current folder. The >> tells the dir command to put the output into a document. The preuss\_home.txt is the name of the document the list will go into. The list may be any name, although I highly recommend ending the name in .txt for Windows.

Command Prompt

```
C:\Users\preuss\Documents>dir %HOMEPATH%\*.* /s >> preuss_home.txt
```

```
C:\Users\preuss\Documents>notepad preuss_home.txt
```



Using the >> option means the output is not sent to the screen. The above command will show the output in notepad. Remember, the name after the command notepad must match the name you gave.

```
preuss_home.txt - Notepad
File Edit Format View Help
C:\Users\preuss>notepad preuss_home.txt
Volume in drive C has no label.
Volume Serial Number is BEB1-3CC0

C:\Users\preuss>dir
Directory of C:\Users\preuss

08/31/2016  10:18 AM    <DIR>          .
08/31/2016  10:18 AM    <DIR>          ..
09/13/2016  03:56 PM    <DIR>          Contacts
09/13/2016  03:56 PM    <DIR>          Desktop
09/15/2016  08:40 AM    <DIR>          Documents
09/13/2016  03:56 PM    <DIR>          Downloads
09/13/2016  03:56 PM    <DIR>          Favorites
09/13/2016  03:56 PM    <DIR>          Links
09/13/2016  03:56 PM    <DIR>          Music
08/29/2016  09:02 AM    <DIR>          OneDrive
09/13/2016  03:56 PM    <DIR>          Pictures
09/13/2016  03:56 PM    <DIR>          Saved Games
09/13/2016  03:56 PM    <DIR>          Searches
09/13/2016  03:56 PM    <DIR>          Videos
                0 File(s)              0 bytes

C:\Users\preuss>dir /s
Directory of C:\Users\preuss\AppData

09/12/2016  12:43 PM    <DIR>          Local
08/30/2016  08:44 AM    <DIR>          LocalLow
09/01/2016  02:26 PM    <DIR>          Roaming
                0 File(s)              0 bytes
```

This shows the results of the command "notepad preuss\_home.txt".

Command Prompt

```
C:\Users\preuss\Documents>dir c:\*.* /s >> preuss_root.txt
```

This command does several operations. The dir command gets a folder listing. The "c:\\" tells dir to start at the root or very top folder. The \*.\* tells dir command to get every file and folder. The /s option tells the dir command to get all folders below the current folder. The >> tells the dir command to put the output into a document. The preuss\_root.txt is the name of the document the list will go into. The list may be any name, although I highly recommend ending the name in .txt for Windows.

This will list most every file on your system. It will take several minutes to complete.

Command Prompt

```
C:\Users\preuss\Documents>dir c:\*.* /s >> preuss_root.txt
```

```
C:\Users\preuss\Documents>notepad preuss_root.txt
```

Using the >> option means the output is not sent to the screen. The above command will show the output in notepad. Remember, the name after the command notepad must match the name you gave.

```
preuss_root.txt - Notepad
File Edit Format View Help
C:\Use
C:\Use
C:\Use
Volume in drive C has no label.
Volume Serial Number is BEB1-3CC0

Directory of c:\

07/16/2016  06:47 AM    <DIR>          PerfLogs
08/22/2016  06:13 PM    <DIR>          Program Files
09/13/2016  08:47 AM    <DIR>          Program Files (x86)
08/11/2016  06:17 PM    <DIR>          Users
09/14/2016  08:45 AM    <DIR>          Windows
08/11/2016  06:33 PM    <DIR>          Windows10Upgrade
                0 File(s)        0 bytes
                6 Dir(s)  48,226,017,280 bytes free

Volume in drive C has no label.
Volume Serial Number is BEB1-3CC0

Directory of c:\

07/16/2016  06:47 AM    <DIR>          PerfLogs
08/22/2016  06:13 PM    <DIR>          Program Files
09/13/2016  08:47 AM    <DIR>          Program Files (x86)
08/11/2016  06:17 PM    <DIR>          Users
09/14/2016  08:45 AM    <DIR>          Windows
08/11/2016  06:33 PM    <DIR>          Windows10Upgrade
                0 File(s)        0 bytes

Directory of c:\$GetCurrent
```

This shows the results of the command "notepad preuss\_root.txt".