


How to Report RAM Information

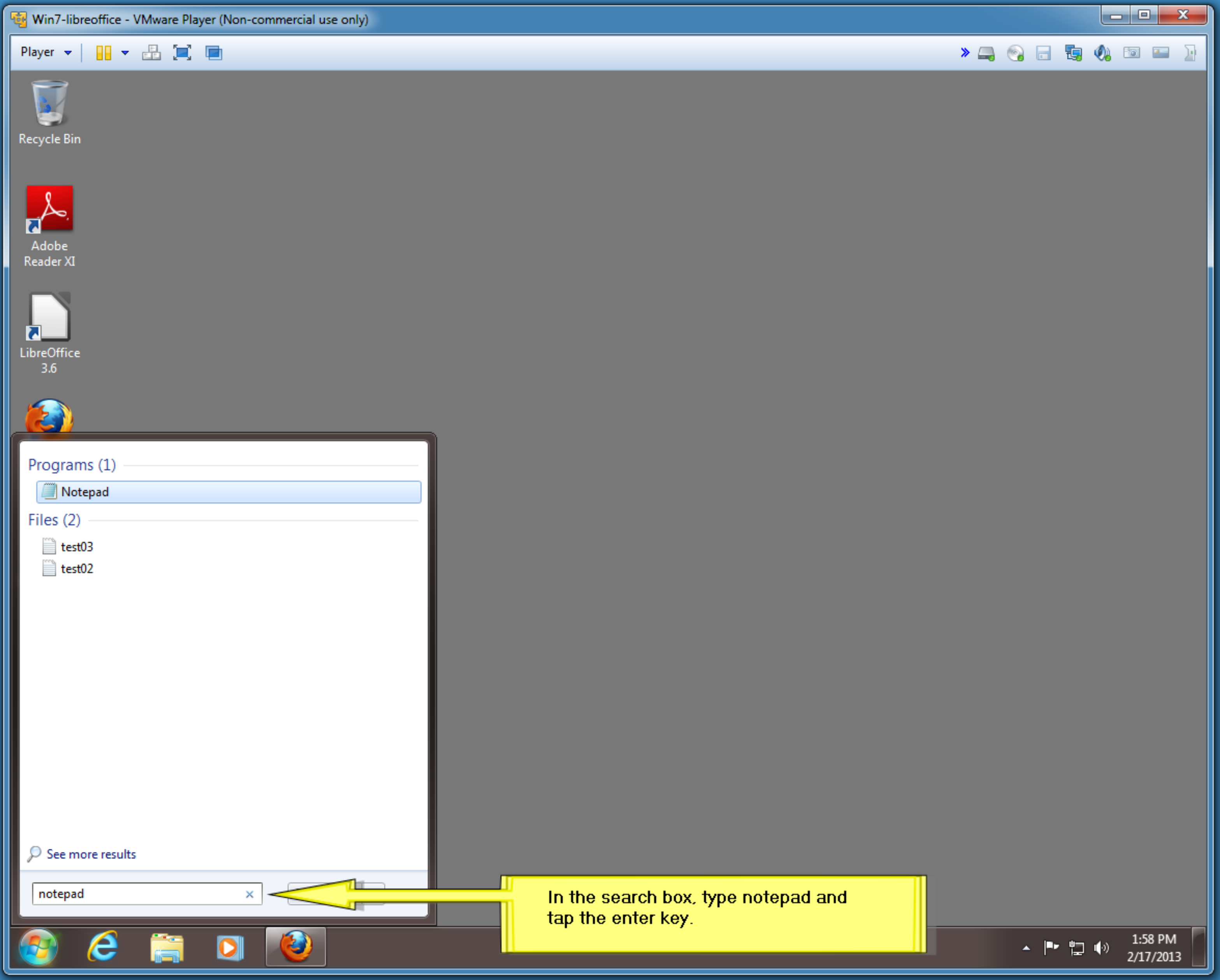
This shows how to create a batch file that will collect the Windows system name, information about the main board, and information about the RAM or random access memory. This example is done on a Windows 7 system.

Preuss

2/18/2013



Logon or login to your Windows system.



Recycle Bin



Adobe Reader XI



LibreOffice 3.6



Programs (1)

Notepad

Files (2)

test03

test02

See more results

notepad

In the search box, type notepad and tap the enter key.



Recycle Bin

Adobe
Reader XILibreOffice
3.6Mozilla
FirefoxMozilla
Thunderbird

Untitled - Notepad

File Edit Format View Help

```
REM This batch file collects System Information and RAM Information
REM This only works on windows Systems
REM Preuss 2/17/2013

echo 'This is the system name.' >> RAM-info.txt
echo %COMPUTERNAME% >> RAM-info.txt

echo 'This is the system manufacturer information.' >> RAM-info.txt
wmic /output:info.txt computersystem list
type info.txt >> RAM-info.txt

echo 'This is the main board serial number information.' >> RAM-info.txt
wmic /output:info.txt baseboard list
type info.txt >> RAM-info.txt

echo 'This is the RAM information.' >> RAM-info.txt
wmic /output:info.txt memorychip list
type info.txt >> RAM-info.txt

notepad RAM-info.txt
```

The text in the notepad file is what the example typed to collect the information. You may wish to change a couple of the text in your file.



- Recycle Bin
- Adobe Reader XI
- LibreOffice 3.6
- Mozilla Firefox
- Mozilla Thunderbird

Untitled - Notepad

File Edit Format View Help

Save As

preuss

Organize New folder


- AI
- Contacts
- Desktop
- Downloads
- Favorites
- Links
- My Documents
- My Music
- My Pictures
- My Videos
- Saved Games
- Searches
- test02
- test03

File name: *.txt

Save as type: Text Documents (*.txt)

Encoding: ANSI

Now, the examples needs to save your text file. Select save as from the notepad menu. Since the example is not in the documents or my documents folder, select documents or my documents.



Untitled - Notepad

File Edit Format View Help

Save As

preuss > My Documents >

Search My Documents

Organize New folder

Name	Date modified	Type
brazil	2/17/2013 1:17 PM	File folder

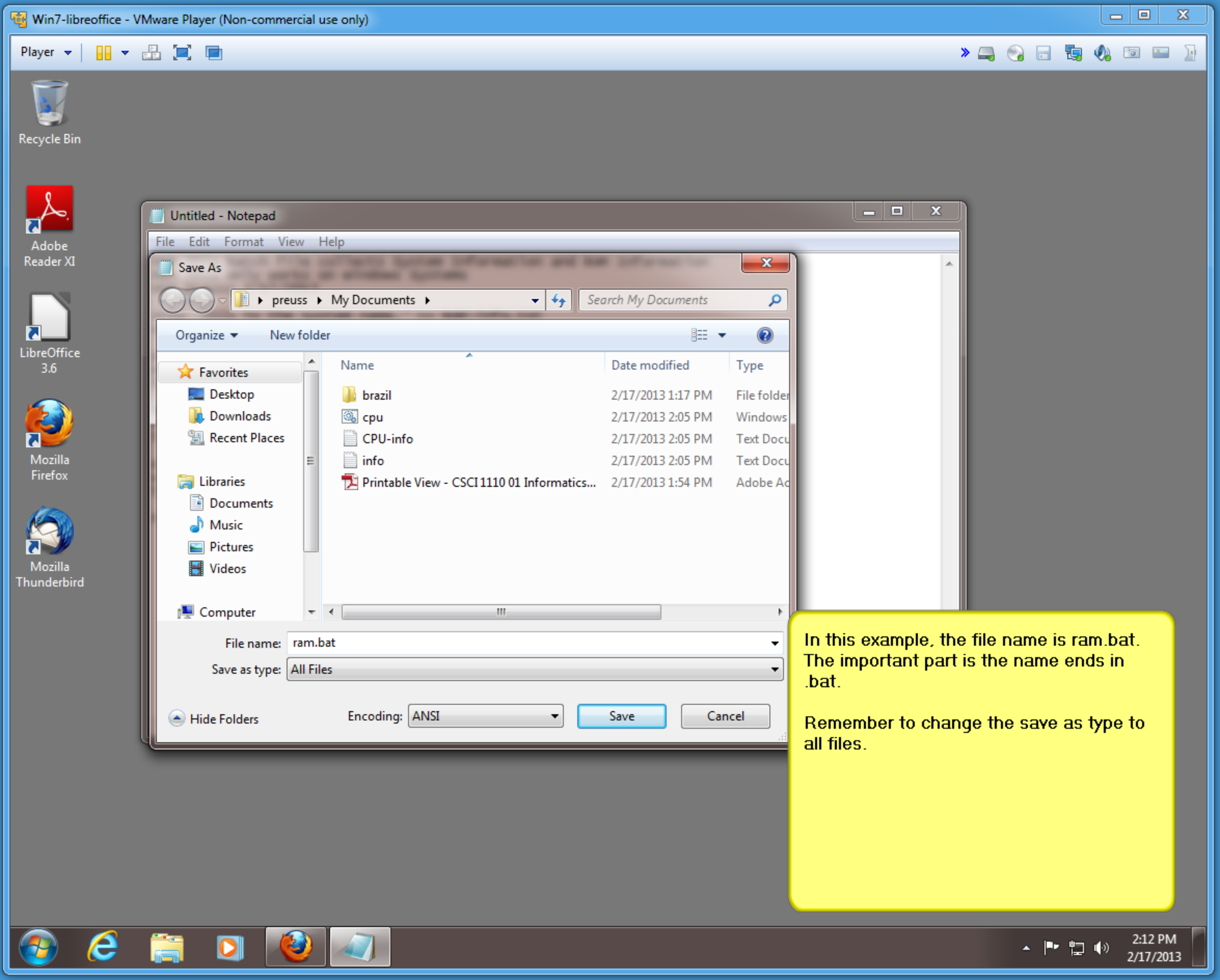
File name: *.txt

Save as type: Text Documents (*.txt)

Encoding: ANSI

Save Cancel

The example is now in the documents or my documents folder.



Untitled - Notepad

File Edit Format View Help

Save As

preuss > My Documents

Search My Documents

Name	Date modified	Type
brazil	2/17/2013 1:17 PM	File folder
cpu	2/17/2013 2:05 PM	Windows
CPU-info	2/17/2013 2:05 PM	Text Docu
info	2/17/2013 2:05 PM	Text Docu
Printable View - CSCI1110 01 Informatics...	2/17/2013 1:54 PM	Adobe Ac

File name: ram.bat


Save as type: All Files

Encoding: ANSI

Save Cancel

In this example, the file name is ram.bat. The important part is the name ends in .bat.

Remember to change the save as type to all files.



cpu -
File Ed
REM Th
REM Th
REM Pr
echo *
echo %
echo *
wmic /
type i
echo *
wmic /
type i
echo *
wmic /
type i
notepa

Libraries

Organize New library

Search Libraries


Libraries

Open a library to see your files and arrange them by folder, date, and other properties.

- Documents Library
- Music Library
- Pictures Library
- Videos Library

4 items

Since the batch file is saved in documents folder, The example will open the documents folder.



```

RAM-info - Notepad
File Edit Format View Help
'This is the system name.'
WIN7-AL
'This is the system manufacturer information.'
AdminPasswordStatus AutomaticResetBootOption AutomaticResetCapability BootOptionOnLimit Boc
ame wakeupType workgroup
1 TRUE TRUE 3 3
al\preuss 6 WORKGROUP
'This is the main board serial number information.'
Configoptions Depth Description Height HostingBoard HotSwappable InstallDate Manufacture
Base Board FALSE FALSE Intel Corpc
'This is the RAM information.'
BankLabel Capacity Datawidth Description DeviceLocator FormFactor HotSwappable I
RAM slot #0 2147483648 32 Physical Memory RAM slot #0 8
RAM slot #1 1073741824 32 Physical Memory RAM slot #1 8

```

```

information.'
st
er information
>RAM-info.txt

```

This is the result of running the ram.bat file on the example system.

