

How to Report Volume Information

This shows how to create a batch file that will collect the Windows system name, information about the main board, and information about the volume(s). This example is done on a Windows 7 system.

Preuss

2/18/2013



Recycle Bin



Adobe Reader XI



LibreOffice 3.6

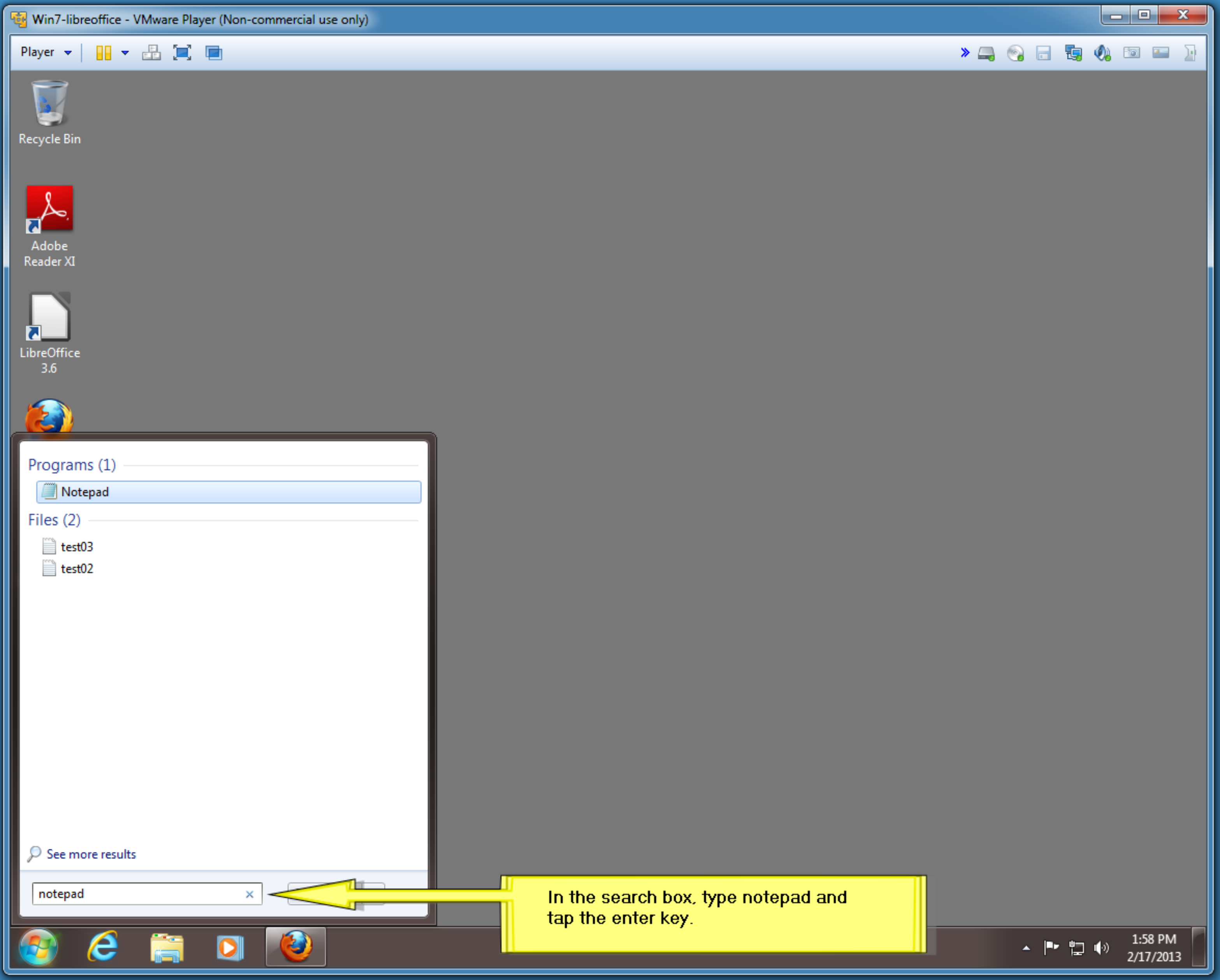


Mozilla Firefox



Mozilla Thunderbird

Logon or login to your Windows system.



Recycle Bin



Adobe Reader XI



LibreOffice 3.6



Programs (1)

- Notepad

Files (2)

- test03
- test02

See more results

notepad

In the search box, type notepad and tap the enter key.



Recycle Bin

Adobe
Reader XILibreOffice
3.6Mozilla
FirefoxMozilla
Thunderbird

Untitled - Notepad

File Edit Format View Help

```
REM This batch file collects system information and volume information
REM This only works on windows systems
REM Preuss 2/17/2013

echo 'This is the system name.' >> volume-info.txt
echo %COMPUTERNAME% >> volume-info.txt

echo 'This is the system manufacturer information.' >> volume-info.txt
wmic /output:info.txt computersystem list
type info.txt >> volume-info.txt

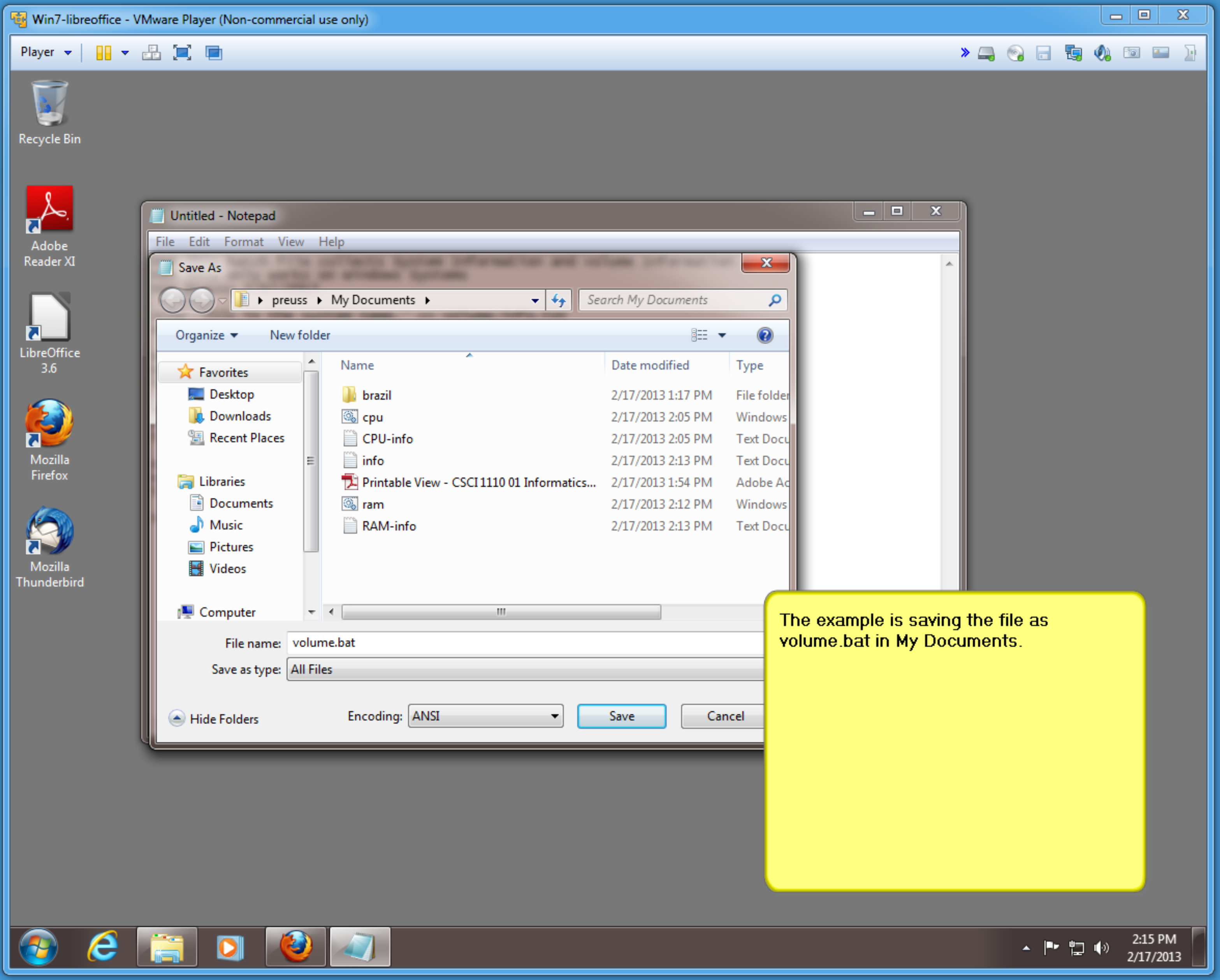
echo 'This is the main board serial number information.' >> volume-info.txt
wmic /output:info.txt baseboard list
type info.txt >> volume-info.txt

echo 'This is the volume information.' >> volume-info.txt
wmic /output:info.txt volume list
type info.txt >> volume-info.txt

notepad volume-info.txt
```

The text in the notepad file is what the example typed to collect the information. You may wish to change a couple of the text in your file.

2:15 PM
2/17/2013



Recycle Bin

Adobe Reader XI

LibreOffice 3.6

Mozilla Firefox

Mozilla Thunderbird

Untitled - Notepad

File Edit Format View Help

Save As

preuss > My Documents > Search My Documents

Organize New folder

Name	Date modified	Type
brazil	2/17/2013 1:17 PM	File folder
cpu	2/17/2013 2:05 PM	Windows
CPU-info	2/17/2013 2:05 PM	Text Docu
info	2/17/2013 2:13 PM	Text Docu
Printable View - CSCI1110 01 Informatics...	2/17/2013 1:54 PM	Adobe Ac
ram	2/17/2013 2:12 PM	Windows
RAM-info	2/17/2013 2:13 PM	Text Docu

File name: volume.bat


Save as type: All Files

Encoding: ANSI

Save Cancel

The example is saving the file as volume.bat in My Documents.





```

volume-info - Notepad
File Edit Format View Help
|'This is the system name.'
WIN7-AL
|'This is the system manufacturer information.'
AdminPasswordStatus AutomaticResetBootOption AutomaticResetCapability BootOptionOnLimit Boc
ame wakeupType workgroup
1 TRUE TRUE 3 3
al\preuss 6 WORKGROUP
|'This is the main board serial number information.'
Configoptions Depth Description Height HostingBoard HotSwappable InstallDate Manufacture
Base Board FALSE FALSE Intel Corpc
|'This is the volume information.'
Automount BlockSize Capacity Compressed DeviceID
TRUE 4096 104853504 FALSE \\?\Volume{a75ee1d9-6a63-11e2-bd66-806e6f6e6963}
TRUE 4096 64317550592 FALSE \\?\Volume{a75ee1da-6a63-11e2-bd66-806e6f6e6963}
TRUE \\?\Volume{a75ee1dd-6a63-11e2-bd66-806e6f6e6963}

```

```

information.'
list
number information
1>>volume-inf

```

This is the result of running the volume.bat file on the example system.

