

How to report disk Information

This shows how to create a batch file that will collect the Windows system name and information about the disk drive(s). This example is done on a Windows 7 system.

Preuss

9/9/2014



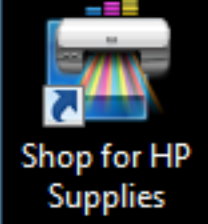
Recycle Bin




GroupWise



Mozilla Firefox



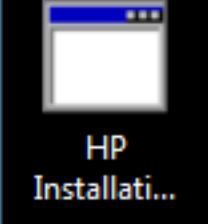
Shop for HP Supplies



HP Solution Center

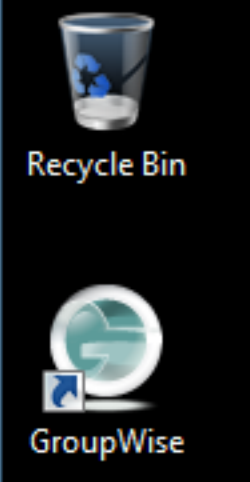


HP Photosma...



HP Installati...

Logon or login to your Windows system.



Programs (1)

- Notepad

See more results

notepad



In the search box, type notepad and tap the enter key.




Recycle Bin



GroupWise



Mozilla Firefox



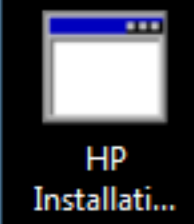
Shop for HP Supplies



HP Solution Center



HP Photosma...



HP Installati...

```

File Edit Format View Help
REM This batch file collects information about disk drives connected to
REM This batch file uses the WMIC command in windows
REM This only works on windows systems.
REM Preuss 9/9/2014

REM This identifies the computer.
echo 'This is the system name.' >> disk-info.txt
echo %COMPUTERNAME% >> disk-info.txt

REM This gathers the information from the disk(s)
echo 'This is the disk information.' >> disk-info.txt
wmic /output:info.txt diskdrive list
type info.txt >> disk-info.txt

REM This displays our gathered information
notepad disk-info.txt

```

ch Documents

Arrange by: Folder

Type	Size
File folder	
File folder	
File folder	
File folder	
Windows Batch File	1 KB

The text in the notepad document is the batch file contents.

Save As

Libraries Documents

Search Documents

Organize New folder

Documents library

Includes: 2 locations

Arrange by: Folder

Name	Date modified	Type
advisees	8/30/2011 8:00 AM	File
My Data Sources	8/29/2011 5:46 PM	File
My Scans	9/8/2014 11:26 AM	File
sigite	9/11/2011 3:31 PM	File

File name: *.txt

Save as type: Text Documents (*.txt)

Encoding: ANSI

Save Cancel

```
...Size.L3CacheSize,MaxClockSpeed,Name,ProcessorId,Sys
```

The batch file needs to be saved. Select the menu option save as from notepad file menu. Please save the batch file in your documents folder as shown.

Save As

Libraries Documents

Search Documents

Organize New folder

Documents library

Includes: 2 locations

Arrange by: Folder

Name	Date modified	Type
advisees	8/30/2011 8:00 AM	File
My Data Sources	8/29/2011 5:46 PM	File
My Scans	9/8/2014 11:26 AM	File
sigite	9/11/2011 3:31 PM	File

File name: *.txt

Save as type: Text Documents (*.txt)

Encoding: ANSI

Save Cancel

```
...Size.L3CacheSize,MaxClockSpeed,Name,ProcessorId,Sys
```

The batch file needs to be saved. Select the menu option save as from notepad file menu. Please save the batch file in your documents folder as shown.

- Recycle Bin
- GroupWise
- Mozilla Firefox
- Shop for HP Supplies
- HP Solution Center
- HP Photosma...
- HP Installati...

Untitled - Notepad

File Edit Format View Help

Save As

Libraries Documents

Organize New folder

Documents library

Name	Date modified	Type
advisees	8/30/2011 8:00 AM	File
My Data Sources	8/29/2011 5:46 PM	File
My Scans	9/8/2014 11:26 AM	File
sigite	9/11/2011 3:31 PM	File
cpu-info	9/9/2014 11:33 AM	Win

File name: disk-info.bat

Save as type: All Files

Encoding: ANSI

The name of the file must end in .bat

It is best to have only one period in the name.

Change the save as type to All Files.

Remember to save this file in Documents on your computer.

- Recycle Bin
- GroupWise
- Mozilla Firefox
- Shop for HP Supplies
- HP Solution Center
- HP Photosma...
- HP Installati...

Libraries > Documents > Search Documents

Organize | Share with | Burn | New folder

Documents library

Includes: 2 locations

Arrange by: Folder

Name	Date modified	Type	Size
advisees	8/30/2011 8:00 AM	File folder	
My Data Sources	8/29/2011 5:46 PM	File folder	
My Scans	9/8/2014 11:26 AM	File folder	
sigite	9/11/2011 3:31 PM	File folder	
cpu-info		Windows Batch File	1 KB
disk-info		Windows Batch File	1 KB

6 items

Open the documents folder on your computer and you should see your batch file. Double click on the file to run the program.

- Recycle Bin
- GroupWise
- Mozilla Firefox
- Shop for HP Supplies
- HP Solution Center
- HP Photosma...
- HP Installati...

disk-info - Notepad

```
File Edit Format View Help
'This is the system name.'
WIN7-OFFICE2010
'This is the disk information.'
Availability BytesPerSector Capabilities CapabilityDescriptions
512 {3, 4} {"Random Access", "Support
```

This is a partial example of the batch file results.

Search Documents

in Windows

Folder

Size

Info.txt

disk(s)

disk-info.txt

1 KB

1 KB

2 KB

4 KB

disk-info Date modified: 9/9/2014 11:35 AM Date created: 9/9/2014 11:35 AM

Windows Batch File Size: 581 bytes